



STROMAB

EXPERTS IN CROSSCUTTING SOLUTIONS SINCE 1965



US800

BEAMS CUTTING CENTER

US800

THE FUTURE OF BEAMS CUTTING IS HERE

US800 is the cutting center designed to meet all the needs of modern timber construction.

Thanks to its 5-axis technology with electronic control, it performs straight, angled and compound cuts with maximum precision, integrating advanced mechatronic engineering and a completely renewed software platform.

The result: more accurate cuts, safer processes and a streamlined workflow.

Speed and quality: ensures maximum processing speed and excellent finishing quality.

Production and efficiency: reduces labor and increases productivity.

Versatility: processes beams of any length with sections from 120×45 mm up to 290×280 mm, or 840×250 mm through table transversal shifting and repeated cuts. From programming to machining, every detail has been optimized to deliver speed, reliability and quality.



ROOF
IS OUR
PASSION

PRECISION
SAFETY
PRODUCTIVITY



CONTROL TECHNOLOGY

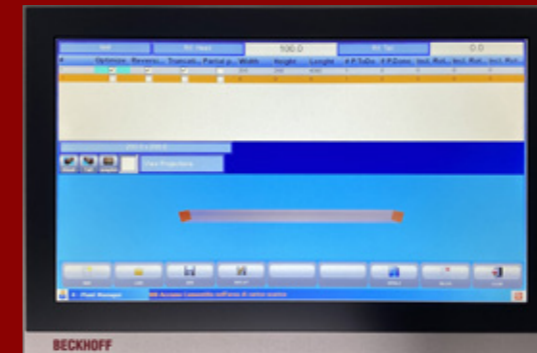


LATEST-GENERATION ELECTRONICS

The software architecture is based on a BECKHOFF electronic control with a high-resolution 15,6" touchscreen, featuring an intuitive 3D graphical interface and Windows operating system. Fast start-up, update capability, compatibility with analysis tools and company network, advanced diagnostics, even remotely. A platform designed for industrial environments.

PROGRAMMING IS SIMPLE. OPERATION IS IMMEDIATE

- Native .BTL (10.4) import: no external software, fewer steps, fewer errors.
- New graphical interface: clear visualization of cutting sequences, previews, parameters and machine status.
- Simplified macros: create and recall preset procedures for recurring cuts.
- Intelligent logic: data consistency control, warnings and software protections to prevent collisions.



FROM CUTTING LIST TO FINISHED BEAM WITHOUT INTERRUPTION

- Import .BTL (10.4) files directly on the machine.
- Select macros and parameters through the advanced graphical interface.
- Operate in automatic mode with all safety devices active.
- Monitor status and progress with clear indicators and immediate diagnostics.



OPERATIONAL BENEFITS


- Reduced setup times and fewer input errors.
- Standardized operations between different operators.
- Optimized cycle times and consistent quality.
- Increased process stability.
- Simplified monitoring and technical support.

INTEGRATED SAFETY

SAFETY FIRST

- Mechanical and photoelectric barriers: define operating areas and enable automatic cycle with integrated safety logic.
- Polycarbonate windows: superior visibility and well-illuminated cutting area.
- Certified multilayer barriers (20 layers): reduce residual risk due to blade tip projection.


CE TYPE EXAMINATION CERTIFICATE
No. 1878M1P42429CT0925 OF 18.09.1925 Rev. 00



EVOLVED CUTTING MECHANICS

5 ELECTRONICALLY CONTROLLED AXES

- Blade Ø 800 mm.
- 15 kW blade motor with inverter: optimized power delivery, component protection, adaptability to different materials and conditions.
- Motorized blade ascent with brushless motor and ball screw.
- Retractable splitter to maximize the usable cutting section.
- Beam feeding and measurement with rubberized motorized rollers and pneumatically tilting top pressure units.
- Optimized axis control for tighter tolerances and superior repeatability.




OPTIONS & INTEGRATIONS

CUSTOMIZE THE US800 FOR YOUR PROCESS



Positioning reading system with double wheels for special workpiece without edged.



Handling solutions: customized roller tables and support planes.

MORE PRECISION, MORE CONTROL, LESS WASTE

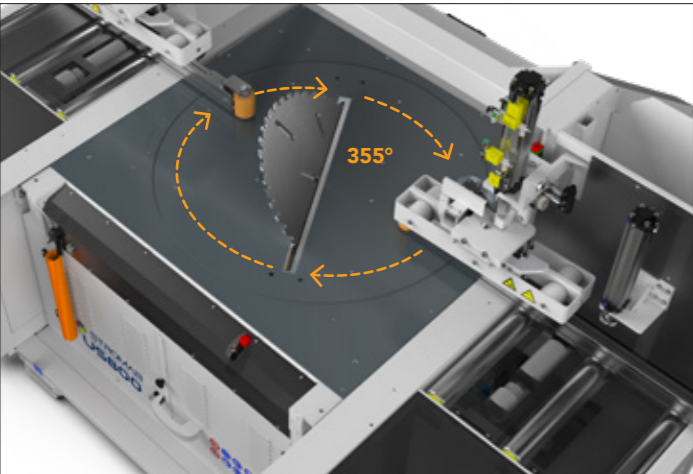

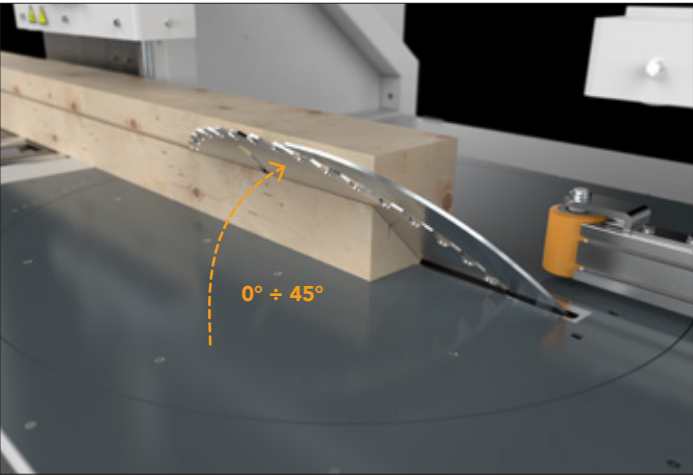


Table rotation: 0° ÷ 355°.



Transversal displacement of the cutting unit.




Blade tilt: 0° ÷ 45°.



Beam feeding and measurement system.

EXAMPLES OF PROCESSING



CUTTING CAPACITY			
At 0° with single cut	mm	280x290	250x390 200x450
At 0° with table shift and repeated cut	mm	280x770	250x840
At 45° with single cut	mm	200x210	
At 45° with table shift and repeated cut	mm	200x760	
Maximum trimming height (with blade at 0°)	mm	300	
Minimum workable section	mm	120x45	

TECHNICAL DATA		
Blade	Ø mm	800
Controlled axes		5
Table rotation		0° ÷ 355°
Blade tilt		0° ÷ 45°
Sideways movement of the cutting unit with respect to the rear guide	mm	600
Blade motor power with inverter	kW	15
Beam feed speed	m/min	up to 17
BECKHOFF electronic programmer with industrial PC and Windows operating system		•
Import of .BTL files (10.4)		•



www.apvd.it

THE **VALUE** OF A FAMILY-OWNED COMPANY

Stromab has stood for reliability since 1965.

And we believe that this word best expresses the philosophy behind our products over our more than 40 years in business. The awareness that no investment can offer greater advantages than customer satisfaction leads us to constantly devote new resources for ongoing research into technology, development and human resources. A constant growth trend is the natural result of a company policy based on the value of success in full compliance with environmental requirements. With a surface area of over 5000 m², 40 employees and a constantly updated line of products, Stromab has made a significant name for itself as one of the most dynamic companies in the woodworking machinery sector.

Technical data are not binding and may be altered during construction for improvements.



STROMAB

EXPERTS IN CROSSCUTTING SOLUTIONS SINCE 1965

STROMAB SPA

42012 CAMPAGNOLA EMILIA (RE) Italy
Via Zuccardi 28/a - Z.I. Ponte Vettigano
Tel. (0522) 1933300 - Fax (0522) 1933361
info@stromab.com - www.stromab.com